



Western India Automobile Association

ROAD TRAFFIC SIGNS

Mandatory Signs

GIVE WAY	STOP	NO ENTRY	ONE WAY	ONE WAY	VEHICLES PROHIBITED IN BOTH DIRECTION
ALL MOTOR VEHICLES PROHIBITED	TRUCK PROHIBITED	CYCLE PROHIBITED	PEDESTRIAN PROHIBITED	RIGHT TURN PROHIBITED	LEFT TURN PROHIBITED
U TURN PROHIBITED	OVERTAKING PROHIBITED	HORN PROHIBITED	SPEED LIMIT	AXLE LOAD LIMIT	HEIGHT LIMIT
WIDTH LIMIT	SPEED LIMIT	LENGTH LIMIT	LOAD LIMIT	NO PARKING	NO STOPPING OR STANDING
RESTRICTION ENDS	COMPULSORY TURN LEFT	COMPULSORY AHEAD ONLY	COMPULSORY AHEAD OR TURN LEFT	COMPULSORY KEEP LEFT	COMPULSORY TURN RIGHT

The Western India Automobile Association
 Lalji Naranji Memorial Building (IMC Building)
 76, Veer Nariman Road, Churchgate, Mumbai - 400 020.
 Tel. : 91-22-22041085 / 7032/1293/1271, Fax : 91-22-22041382
 E-mail : wiaa@wiaaindia.com / wiaa@hathway.com
wiaa@bom3.vsnl.net.in

For more details on :
 Safe Driving Courses and
 Driver's Training Carrying Hazardous Goods
 Please contact :
 Training Centre
 Association Head Office

Website : <http://www.wiaaindia.com>

Cautionary Signs



RIGHT HAND CURVE



LEFT HAND CURVE



(LEFT)



(RIGHT)

HAIR PIN BEND



CROSS ROAD



T-INTERSECTION



ROUND ABOUT



SLIPPERY ROAD



(LEFT)



(RIGHT)

SIDE ROAD



(LEFT)



REVERSE BEND (RIGHT)



LOOSE GRAVEL



Y-INTERSECTIONS



STAGGERED INTERSECTIONS



CATTLE



CYCLE CROSSING



MAJOR ROAD AHEAD



PEDESTRIAN CROSSING



DANGEROUS DIP



FERRY



FALLING ROCKS



STEEP ASCENT



STEEP DESCENT



MEN AT WORK



SCHOOL AHEAD



NARROW BRIDGE



NARROW ROAD AHEAD



ROAD WIDENS AHEADS



BARRIER AHEAD



GAP IN MEDIAN



HUMP OR ROUGH ROAD



(200 Metres)



(50-100 Metres)

UNGUARDED LEVEL CROSSING



(200 Metres)










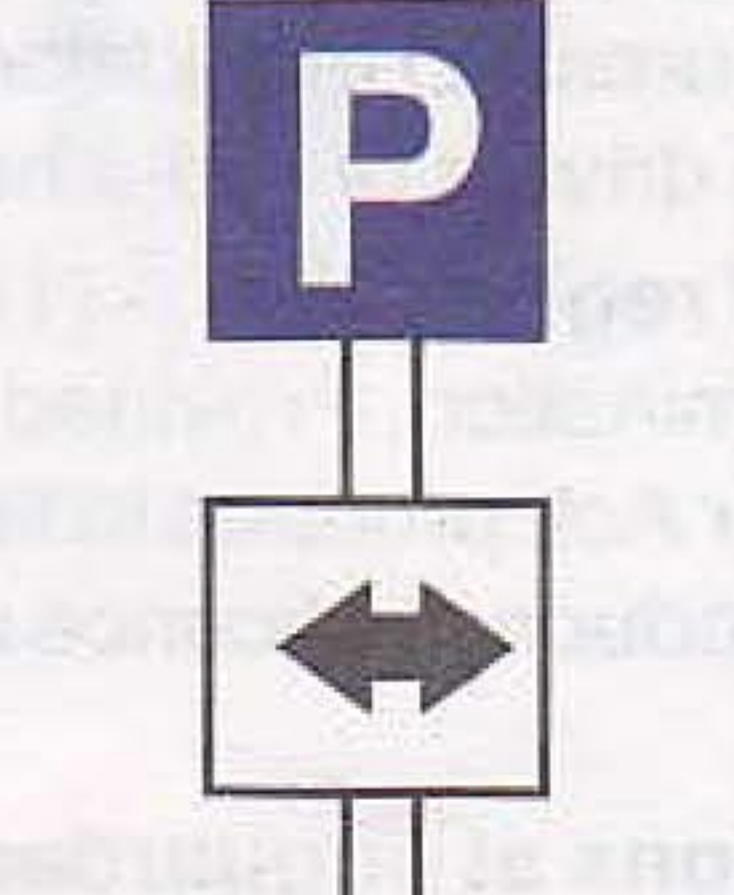

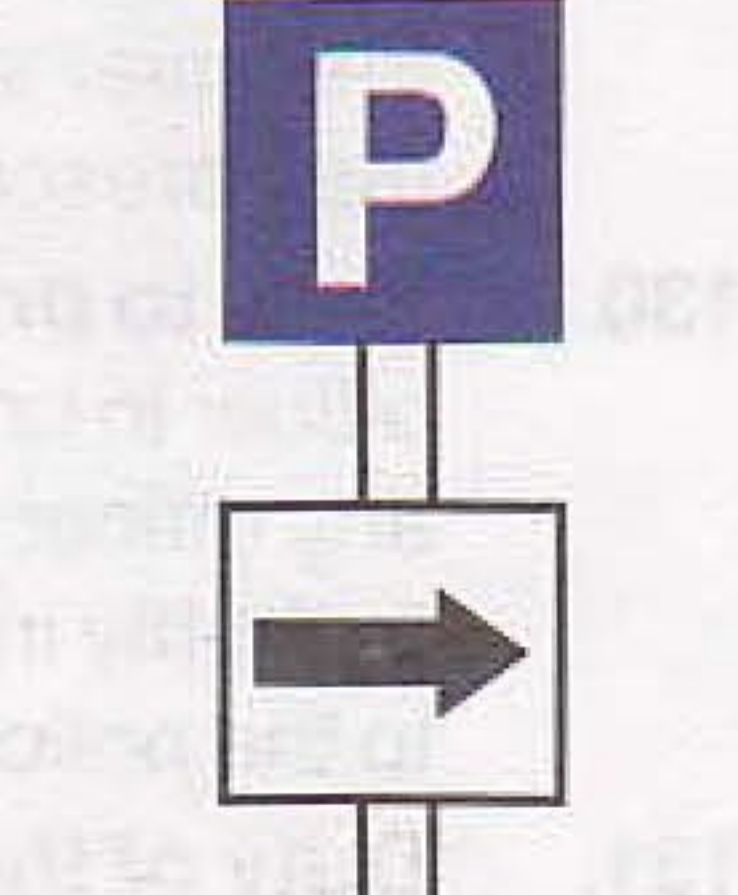






(50-100 Metres)
















GUARDED LEVEL CROSSING



Informatory Signs

 PUBLIC TELEPHONE	 PETROL PUMP	 HOSPITAL	 FIRST-AID POST	 EATING PLACE	 LIGHT REFRESHMENT
 NO THROUGH ROAD	 NO THROUGH SIDE ROAD	 RESTING PLACE	 PARKING BOTH SIDES	 PARKING LOT CYCLE RICKSHAWS	 PARK THIS SIDE
	 PARKING LOT AUTO RICKSHAWS	 PARKING LOT SCOOTERS & MOTORCYCLE	 PARKING LOT CYCLES	 PARKING LOT TAXIS	

SIGNS TO BE USED BY HAZARDOUS GOODS CARRIERS

 1	 2	 2	 2	 3	 4
 4	 4	 5	 5	 6	 6
			 6	 7	 8

WHILE DRIVING ALWAYS CARRY WITH YOU YOUR

- 1) Driving Licence
- 2) Vehicle Registration Book & Tax Book
- 3) Vehicle Insurance
- 4) P.U.C. Certificate
- 5) Vehicle Fitness Certificate